



SBA Funding Recap

Paycheck Protection Program (PPP) &
Economic Injury Disaster Loans

July 27, 2020



OneRedmond

East King County PPP Loan Recipients

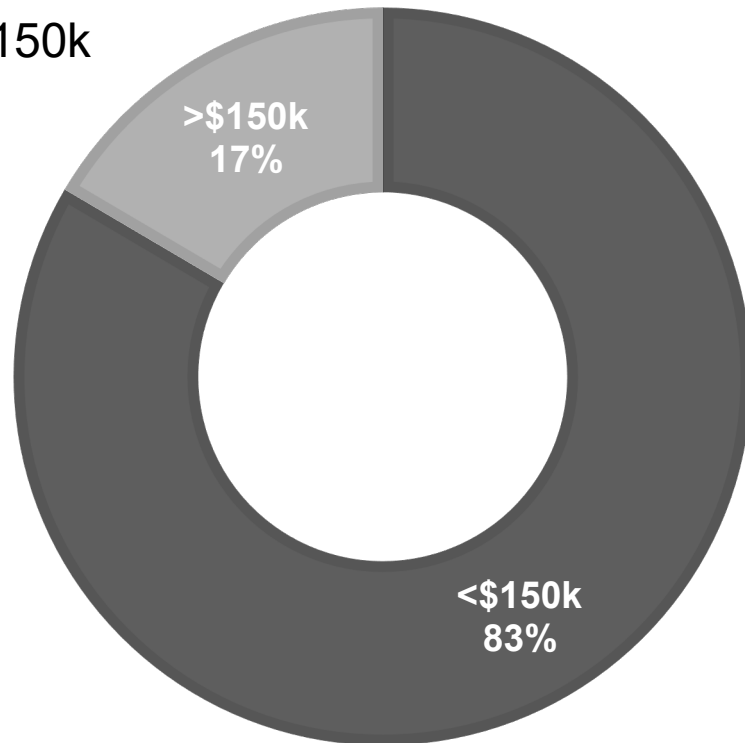
14,610 Loans - 30% of Washington's 101,051 Loans

National Data: 4,907,655 Loans | \$517,417,286,175 | 5,454 Lenders



OneRedmond

12,195 <\$150k
2,415 >\$150k



Loan Amount	No. of Loans	%
\$0 - 2,500	326	2.2%
\$2,501 - 5,000	586	4.0%
\$5,001 - 10,000	1,456	10.0%
\$10,001 - 25,000	3,965	27.1%
\$25,001 - 50,000	2,629	18.0%
\$50,001 - 100,000	2,222	15.2%
\$100,001 - 149,900	1,011	6.9%
\$150,000 - 350,000	1,355	9.3%
\$350,000 -1 million	731	5.0%
\$1 - 2 million	200	1.4%
\$2 - 5 million	104	0.7%
\$5 - 10 million	25	0.2%



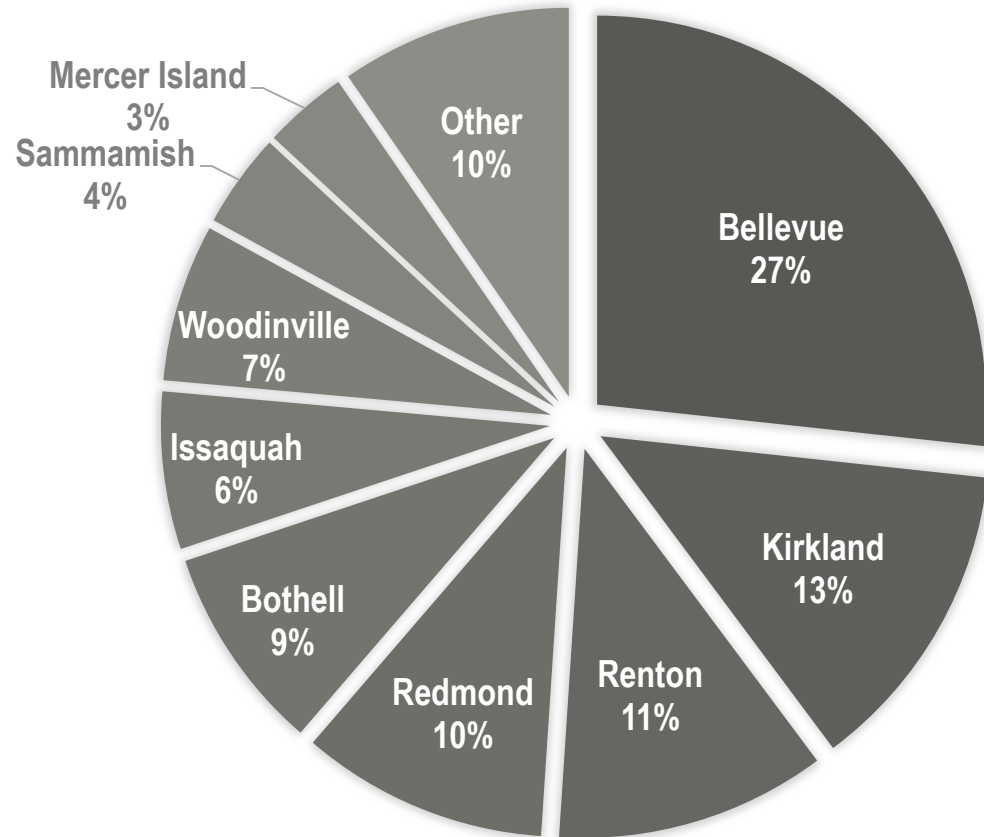
June 30, 2020
Paycheck Protection Program (PPP) Loan Data

East King County PPP Loan Recipients

No. of Loan Recipients By City



OneRedmond



City	Total	<\$150k	<\$150k
Bellevue	3901	732	3169
Kirkland	1914	349	1565
Renton	1643	221	1422
Redmond	1500	331	1169
Bothell	1251	187	1064
Issaquah	956	139	817
Woodinville	956	203	753
Sammamish	574	35	539
Mercer Island	512	63	449
Maple Valley	396	45	351
North Bend	245	32	213
Snoqualmie	229	25	204
New Castle	146	9	137
Duvall	145	14	131
Fall City	89	8	81
Carnation	79	6	73
Medina	40	8	32
Clyde Hill	30	7	23
Hunts Point	4	1	3



June 30, 2020
Paycheck Protection Program (PPP) Loan Data

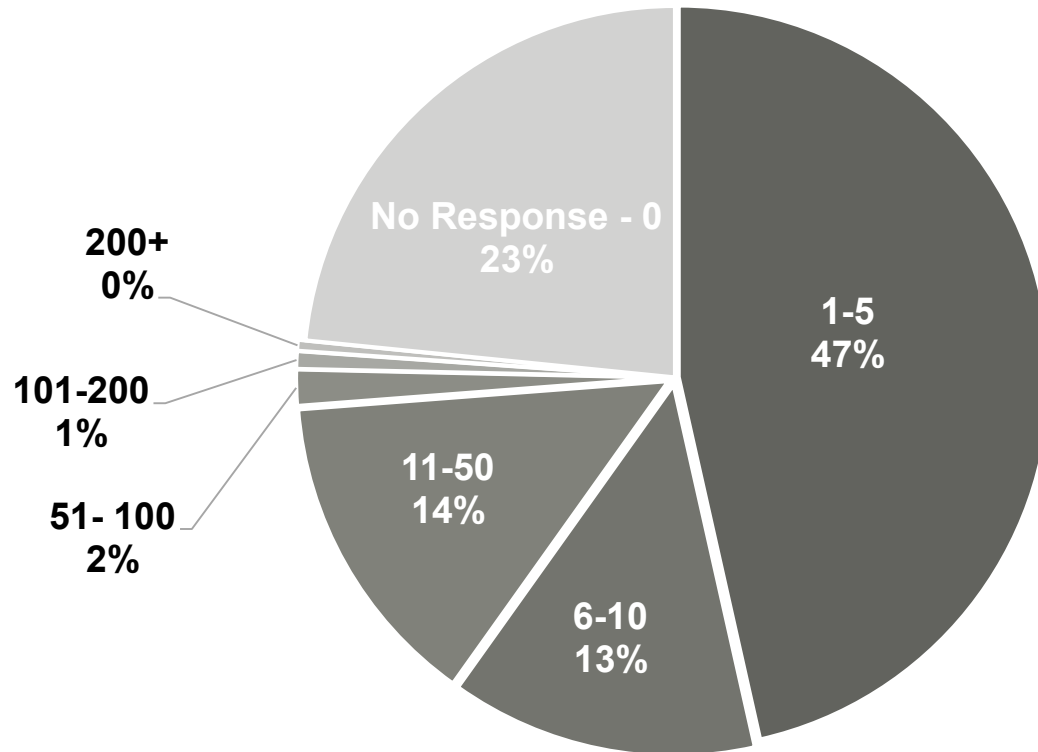
East King County PPP Loan Recipients

128,496 Jobs Retained

Note: 23% of loan recipients listed "0" jobs retained or did not respond



OneRedmond



Jobs Retained	Loans	%
1-5	6,791	46.5%
6-10	1,954	13.4%
11-50	2,035	13.9%
51- 100	229	1.6%
101-200	112	0.8%
200+	69	0.5%
No Response - 0	3,420	23.4%



June 30, 2020
Paycheck Protection Program (PPP) Loan Data

East King County PPP Lenders

Top 15 Eastside Lenders | 286 Lenders Total



OneRedmond

	Lender	Total	<\$150k	>\$150k
1	Bank of America, National Association	2765	2453	312
2	JPMorgan Chase Bank, National Association	1173	1013	160
3	U.S. Bank, National Association	1090	977	113
4	KeyBank National Association	845	682	163
5	Banner Bank	753	574	179
6	Wells Fargo Bank, National Association	738	679	59
7	Umpqua Bank	549	461	88
8	Cross River Bank	544	510	34
9	Washington Federal Bank, National Association	518	424	94
10	Boeing Empl CU	511	490	21
11	Celtic Bank Corporation	441	425	16
12	Coastal Community Bank	379	299	80
13	Kabbage, Inc.	378	373	5
14	Washington Trust Bank	296	152	144
15	Bank of America, National Association	261	251	10



June 30, 2020

Paycheck Protection Program (PPP) Loan Data

National EIDL Loan Recipients

252,340 Loans | \$24,874,672,512 Dollars

Top 10 States



OneRedmond

	State	Loans	Dollars
1	California	42,886	\$4,828,845,181
2	Florida	21,398	\$1,902,847,344
3	Texas	20,253	\$1,910,326,268
4	New York	15,699	\$1,542,355,500
5	Illinois	8,799	\$854,872,050
6	Georgia	8,762	\$861,141,233
7	New Jersey	7,975	\$808,189,158
8	Pennsylvania	7,653	\$713,215,354
9	Washington	6,939	\$719,734,700
10	North Carolina	6,524	\$620,735,700

